



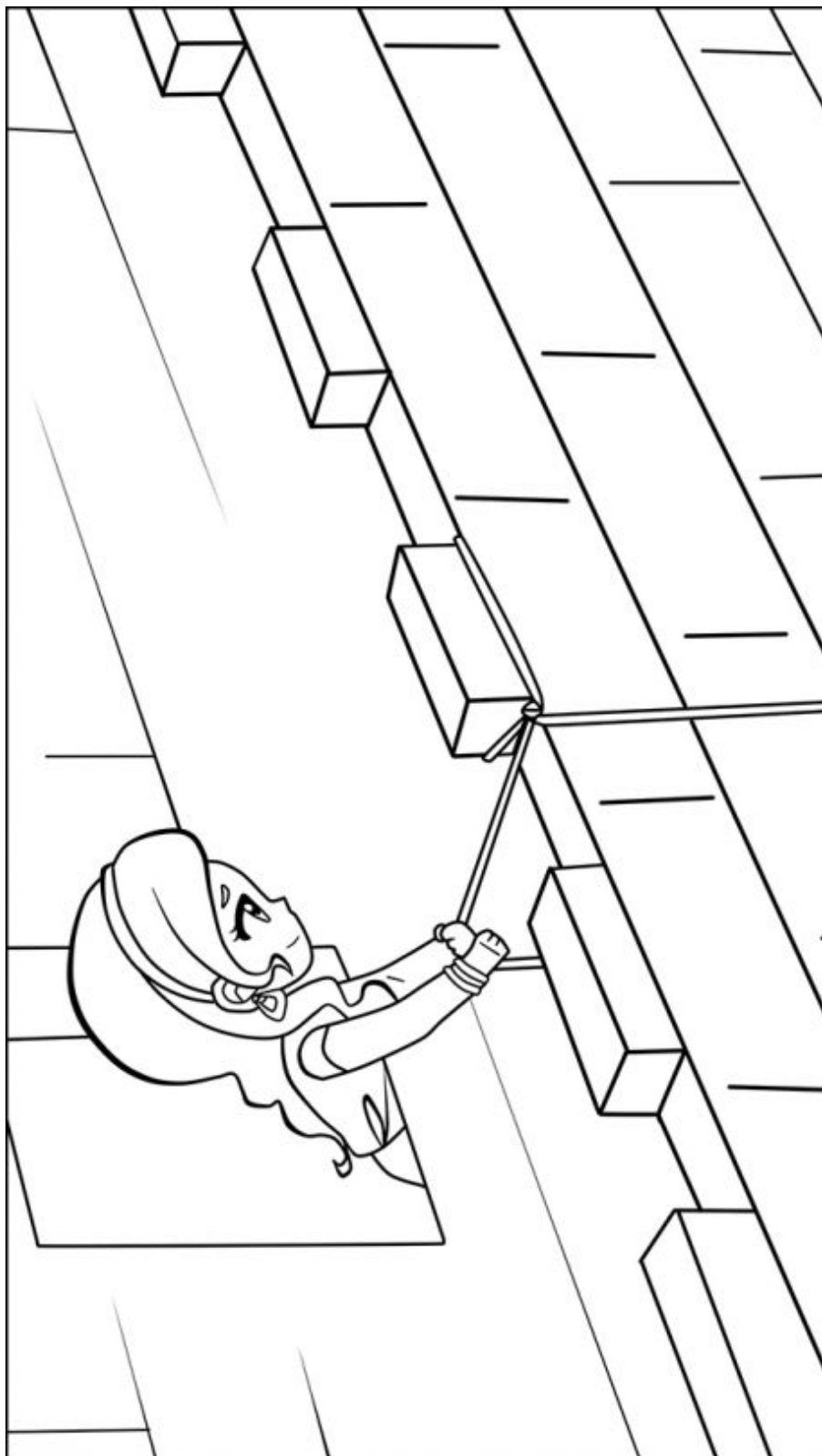
Session 1: Rahab and the spies

God's Hope helps us face big challenges.

God sometimes chooses unlikely people to be his Heroes Of Hope.



Rahab and the spies colouring 1






Session 1: Rahab and the spies

God's Hope helps us face big challenges.

God sometimes chooses unlikely people to be his Heroes Of Hope.



Rahab and the spies colouring 2





Session 1: Rahab and the spies


God's Hope helps us face big challenges.

God sometimes chooses unlikely people to be his Heroes Of Hope.



Walls of Jericho Maze

Find your way through the maze from the entry at the bottom of the walls, to the flag at the top.





Spot the differences

Spot the eight differences between the two pictures, then colour them in.





Session 1: Rahab and the spies

God's Hope helps us face big challenges.

God sometimes chooses unlikely people to be his Heroes Of Hope.



Read all about it!

Tell the story of Rahab and the spies as if you were reporting it for a newspaper.

Church News

£1/€1

2021

By



Session 1: Rahab and the spies

God's Hope helps us face big challenges.

God sometimes chooses unlikely people to be his Heroes Of Hope.



Craft: Paper Chain Prayers

In today's story, the spies escaped from Jericho using Rahab's red rope. They told Rahab to tie the red rope to the window so that she would be kept safe when Joshua's army attacked the city. In this craft activity, we'll make our own 'red ropes' to hang at our windows - paper chains.



You will need:

- Strips of red paper and a marker (or white paper strips with red marker)
- Glue or sellotape

What to do:

- Think about your family members or friends - people you care about
- Write one of these people's names on one of the links
- As you write, say thank you to God for this person, and ask Him to look after them
- Glue one end of the paper to the other
- Do the same with the next piece of paper and link it in with the first strip
- Make your prayer chain as long as you want and hang it in your window

Game: Find the spies

You will need:

- 5-10 empty yoghurt pots or cups;
- 2 'Spies' (Lego figures or other tiny figures)

How to play:

Place the spies on the table and put a pot/cup over them. Then move the yoghurt pots around. Players can then take turns to guess where the spies are hiding.

or

Ask all players to turn their backs on you. Place the people on the table and cover each with a yoghurt pot. Then ask each player to take turns guessing where the people are hiding.



Other activity ideas

- Build a den to hide in (just like Rahab hid the spies on her roof)
- Use Lego to retell the story - including building Rahab's house.