



### King Josiah colouring page 1



King Josiah read God's laws (part of the Bible). He chose to obey God and to help the people love God and follow God's plan for their lives.



## King Josiah colouring page 2




King Josiah read God's laws (part of the Bible). He chose to obey God and to help the people love God and follow God's plan for their lives.



### King Josiah maze

Help Josiah find the scroll that contains God's special laws and instructions.





## Session 2: Josiah

Kingdom Kids read God's Word  
Kingdom Kids help other people to love God



### King Josiah Wordsearch 1

Josiah Finds God's Word



temple  
Shaphan  
rules  
treasure

idols  
priest  
please  
word

false gods  
Hilkiah  
Bible  
eight

scribe  
Judah  
map





### King Josiah Wordsearch 2

F	B	Q	Z	F	I	E	H	L	T	E	U	Q	L	L	G	V	D	Y	D	R	J	K	S
V	T	M	F	N	X	I	C	Z	J	J	V	K	S	Z	N	A	K	D	B	K	F	A	F
B	C	E	V	F	L	J	A	L	E	L	U	V	L	L	I	K	Y	O	I	A	F	T	F
H	L	T	M	K	N	J	V	Q	C	E	L	K	U	N	K	L	Q	F	T	R	C	Y	B
O	V	U	I	P	A	U	M	M	R	D	Y	T	T	O	R	E	A	Y	R	T	I	O	Y
W	U	A	N	O	L	T	V	L	D	J	E	R	U	S	A	L	E	M	V	D	O	Y	V
Z	H	D	D	H	B	E	Z	R	W	J	H	A	D	U	J	Y	D	O	O	K	U	E	W
L	L	M	J	P	S	D	O	S	O	G	R	H	D	F	J	D	M	L	O	G	K	B	L
W	N	D	I	M	B	W	S	O	L	Q	U	S	W	E	S	P	S	F	Y	J	V	B	A
N	D	O	G	F	S	L	F	K	L	E	F	E	Q	J	D	Z	T	M	G	T	B	L	R
A	T	J	C	D	N	W	N	H	O	K	G	P	E	B	W	H	X	Z	C	W	N	O	S
H	A	E	O	F	L	P	A	B	F	P	S	I	F	S	E	H	T	O	L	C	I	S	P
P	G	G	S	L	V	E	L	D	E	R	R	A	X	L	Q	T	P	R	O	M	I	S	E
A	D	J	M	P	L	S	O	E	S	A	T	X	A	V	M	F	X	U	G	T	I	F	G
H	C	Y	U	P	U	L	K	T	X	L	Y	W	A	T	H	U	L	D	A	H	K	N	K
S	F	H	E	L	X	P	B	Y	L	L	A	H	Y	Z	H	Y	F	C	T	L	Z	P	T
T	L	U	B	W	L	F	W	H	K	I	Y	A	O	U	L	S	M	W	F	F	F	S	Q
Y	T	E	I	S	K	X	J	F	N	P	E	C	N	B	D	P	P	H	T	J	B	D	F
D	M	E	R	P	V	W	T	V	G	R	L	O	G	R	E	X	B	A	J	F	W	P	X
N	U	S	C	R	F	T	J	W	Z	O	I	P	J	L	V	Y	B	I	J	M	I	R	B
K	V	O	S	D	Y	G	M	H	H	E	I	M	A	B	D	H	A	S	C	G	W	F	W
S	K	U	F	M	F	R	E	P	A	I	R	I	N	G	Y	V	V	O	M	O	Q	K	M
K	Z	C	K	R	X	O	M	T	S	E	I	R	P	H	G	I	H	J	D	X	D	A	U
Q	D	H	R	M	S	B	Z	W	S	H	V	K	C	N	F	A	I	T	H	F	U	L	K

Hilkiah	Jerusalem	Follow	Keep
Promise	Pillar	God's Word	Obey
Huldah	Idols	Clothes	Tore
Upset	Book of the Law	High Priest	Repairing
Shaphan	Temple	Scribe	God
Faithful	Judah	King	Josiah

**Extra challenge:** Read 2 Kings 22 to help you find out what part each of these words play in the story of Josiah. Who were the people? Where do the other words appear?



## Session 2: Josiah

Kingdom Kids read God's Word  
Kingdom Kids help other people to love God



### King Josiah story timeline

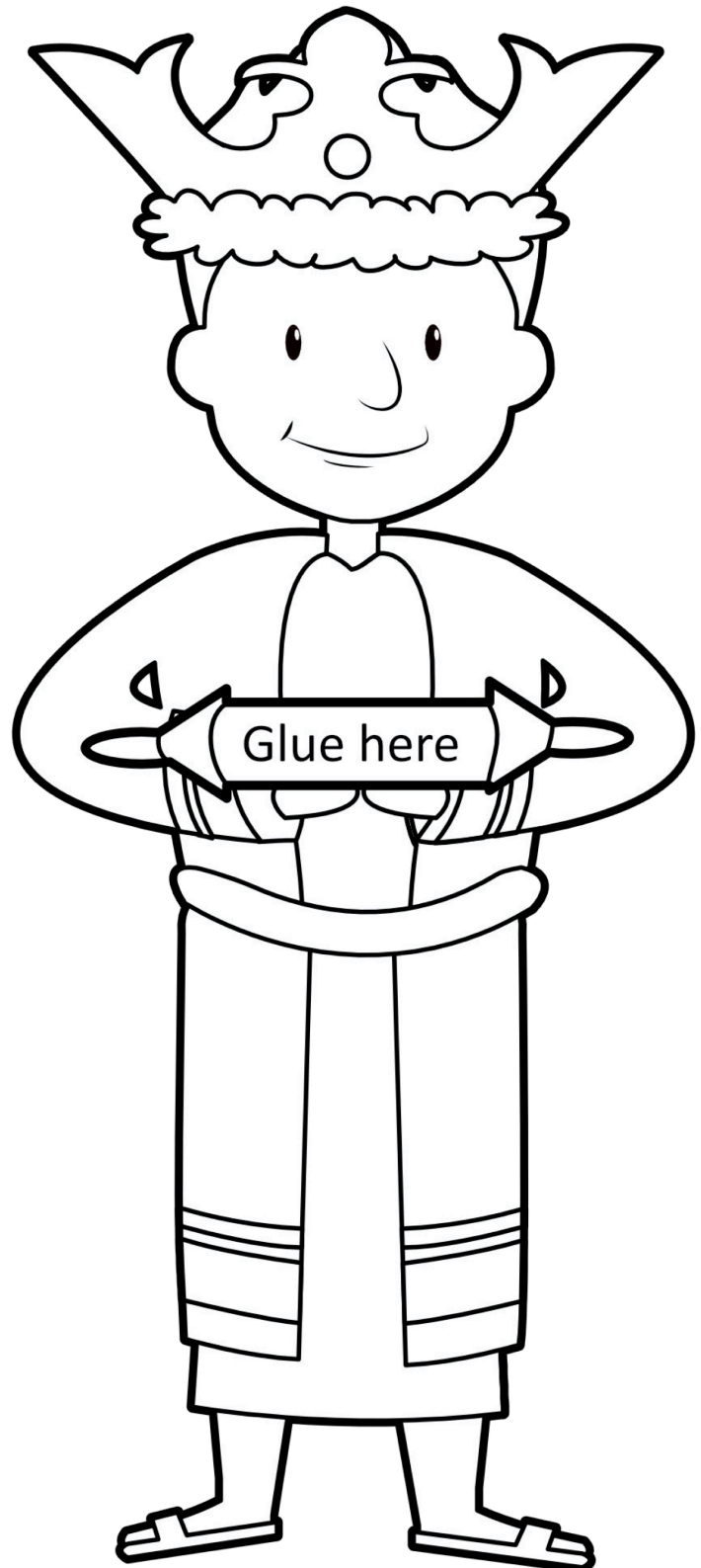
Cut out and re-order (or just number) the different parts of the story

	After eighteen years, King Josiah sent his servant to start rebuilding the temple.
	Shaphan read the Book of the Law to Josiah.
	King Josiah gathered the people together and read the book to them.
	When Josiah was eight years old, he became king over Israel.
	King Josiah was very upset when he heard the words of the book.
	Then Josiah began to destroy and tear down all the false gods.
	The people pledged to follow the covenant with God again.
	Hilkiah, the high priest gave the book he had found to Josiah's servant.
	He travelled all over the country to destroy all the idols.
	King Josiah sent people to speak to the prophetess, Huldah.



### Craft 1: King Josiah opens the scroll

1. Colour in - and cut out - the picture of King Josiah.
2. Colour (lightly and patchy) or tea-stain the scroll rectangle below.
3. Cut out the rectangle and roll it up tightly.
4. Use a glue-stick on the 'Glue here' part of the King Josiah figure.
5. Stick the end of the rolled-up paper to the glued area, so the scroll 'opens' outwards and down to Josiah's feet.
6. Lightly roll the paper up and down a couple of times with your finger so it holds its shape and springiness




### Craft 2: Make a King Josiah crown

#### You will need:

- A paper plate
- Poster paint & brushes or coloured pens
- Paint brushes
- Scissors
- White glue
- Optional extras to decorate your crown: buttons, stickers, bows, sequins, glitter, ribbons, foam or fabric shapes etc.



1. Paint, or colour-in, the plate - either in a single colour or a multicolour design.



2. Once the paint dries, fold plate in half and cut three slits.



3. Unfold the plate and cut two additional slits along the crease from the fold. The plate should now be divided evenly in eight wedges.



4. Fold up the wedges to make the crown.



5. If you wish, you can decorate the crown. You may want to write a short Bible verse around the rim of the crown - such as *'Your word is a lamp for my feet, a light on my path.'* (Psalm 119:105).

